
















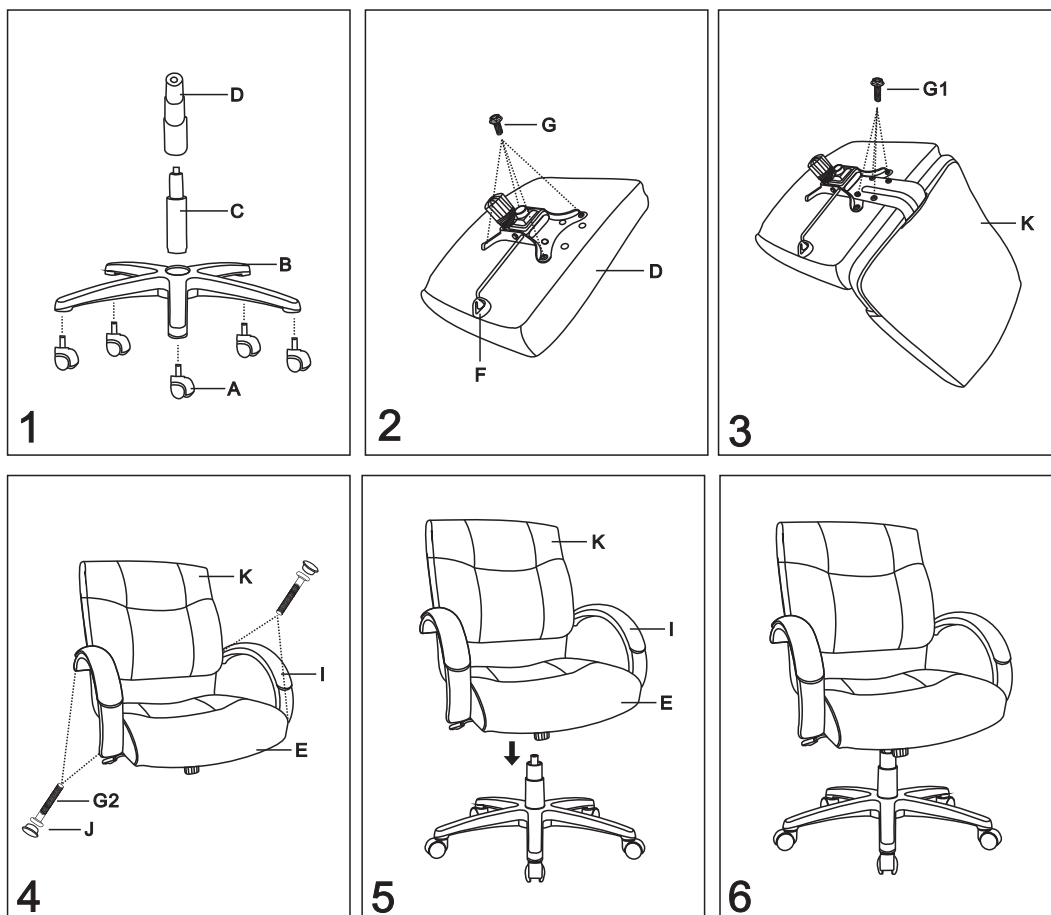
"Functional seating for today's workplace"

MODEL: 6021-A2

ASSEMBLY INSTRUCTIONS

THANK YOU FOR PURCHASING THIS DESIGNER LEATHER CHAIR FROM PERFORMANCE OFFICE FURNISHINGS.
BEFORE ASSEMBLY, PLEASE REMOVE ALL PARTS FROM THE CARTON AND VERIFY THAT YOU HAVE CORRECT QUANTITIES.

| | | | | | |
|---|---|---|----|---|---|
| A |  | 5 | G |  5/16x25 mm | 4 |
| B |  | 1 | G1 |  5/16x30 mm | 4 |
| C |  | 1 | G2 |  5/16x60 mm | 4 |
| D |  | 1 | I |  | 2 |
| E |  | 1 | J |  | 8 |
| F |  | 1 | K |  | 1 |
| | | | L |  5# | 1 |



PREVENTIVE MAINTENANCE AND WARNING

- USE THIS PRODUCT ONLY FOR SEATING ONE PERSON AT A TIME
- DO NOT USE CHAIR AS STEP STOOL/LADDER.
DO NOT USE CHAIR UNLESS ALL BOLTS, SCREWS ARE TIGHT. AT LEAST EVERY SIX MONTHS, CHECK ALL BOLTS, SCREWS TO BE SURE THEY ARE TIGHT.
- IF ANY PARTS ARE MISSING, BROKEN, DAMAGED OR WORN, STOP USE OF THE PRODUCT UNTIL REPAIRS ARE MADE USING FACTORY AUTHORIZED PARTS.
- FAILURE TO FOLLOW THESE WARNINGS CAN RESULT IN SERIOUS INJURY.